






The mark is provided on a label stitched inside the protector. The label contains the following information:

	CE mark certifying that the protector complies with the requirements of Directive 89/686
	Manufacturer's Name and Trademark
(example) THORAX	Manufacturer's in-house code: each protector model is allocated a different in-house code
	Pictogram indicating that the protector is exclusively for use by motorcyclists.
	Pictogram indicating that the protector is also able to provide adequate protection in high temperature environments (optional – not applicable for certain models)
	Pictogram indicating that the protector is able to provide adequate protection also in low temperature environments (optional – not applicable for certain models)
2	Indication of the performance Level of the chest protector, according to the Standard prEN1621.3:2011
D	Indication of the type of chest protector: 'D' in the case of a protector with divided front, right part and left part, 'F' in the case of a one-piece protector, according to the Standard prEN1621.3:2011
FEMALE	Indication that the protector is intended to protect the chest and breasts of a woman
L	Indication of the pieces forming the protective device: 'L' = left, 'R' = right. (this indication will only appear on the mark in the case of chest protectors with divided front – D)
Type A	Specification of the dimension of the chest area protected. For exact identification of the dimension of the protected chest area, refer to Figure 1 and Table 1.

Note: as requested by the Notified Body, explicit reference to the Technical Standard prEN1621.3:2011 is not contained in the mark, as it is only a Draft Standard.
In addition to these indications provided on the mark, there may also be coded information used by Dainese S.p.A. for product traceability. In this case the code appears at the bottom and in smaller characters. The code may also appear on other versions of the mark.

Minimum protected area

To identify the minimum area considered protected according to the Standard prEN1621.3:2011, refer to Figure 1, which describes shape, and to Table 1 which establishes dimensions in relation to the type declared.

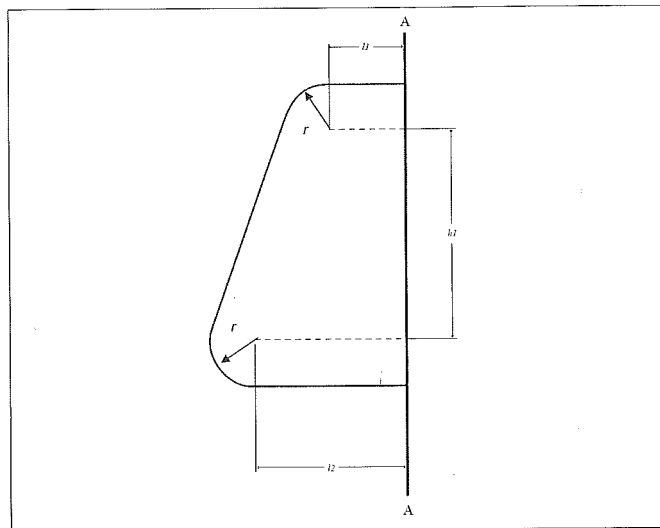


Figure 1 – Minimum chest area protected

Dimensions table [mm]– protected area - Figure 1

Type	r	l ₁	l ₂	h ₁
Type A	25	42	84	118
Type B	30	50	100	140

Table 1